



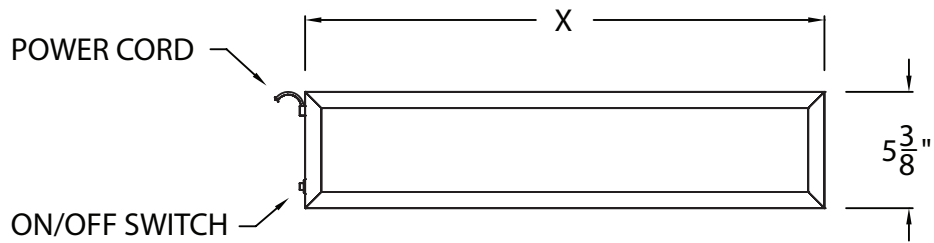
Lighted Bottle Rails

Models: LBR24L, LBR24R, LBR30L, LBR30R, LBR36L, LBR36R, LBR42L, LBR42R, LBR48L, and LBR48R

Standard Features	Specifications
<ul style="list-style-type: none"> • Stainless steel construction. • Translucent acrylic top allows light to illuminate bottles. • Includes rubber feet to prevent countertop scratches. • On/off switch and power cord may be located left or right. Specify with L or R suffix in model number when ordering. • Long lasting, energy efficient LED lights. • Available in 6" incremental widths from 24" up to 48". 	<p>Dimensions:</p> <p>Height: 2-1/8" (includes rubber feet)</p> <p>Width: 24", 30", 36", 42", or 48" depending on model selected</p> <p>Depth: 5-3/8"</p> <p>Electrical:</p> <p>120V, 1 phase, 50/60Hz, less than 5 full load amps.</p> <p>Includes on/off switch and low voltage power supply cord and plug.</p>
<p style="text-align: center;">Glastender, Inc.</p> <p>5400 North Michigan Road • Saginaw, MI • 48604-9780 989.752.4275 • 800.748.0423 • Fax 989.752.4444 www.glastenderhome.com</p>	<p style="text-align: center;">Specifications subject to change without notice. For current specifications please visit our website.</p>

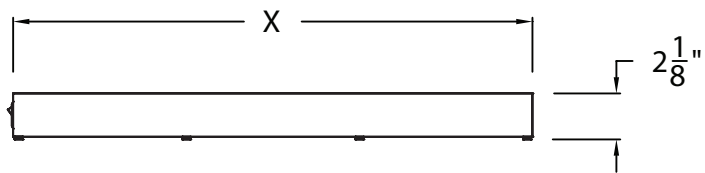
LIGHTED BOTTLE RAILS

X = OVERALL LENGTH Available 24", 30", 36", 42", and 48".

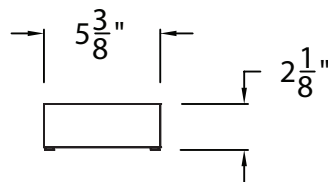


PLAN VIEW

POWER CORD AND ON/OFF SWITCH
AVAILABLE LEFT OR RIGHT



FRONT ELEVATION



SIDE ELEVATION